



TECHNICAL
SPECIFICATION

MT8200T



OVERVIEW

TECHNICAL SPECIFICATION



SPECIFICATION

3 WAY SPLIT TROMMEL

Total Weight: 165,000 - 195,000kg
(352,739lbs - 429,900lbs)
dependent on spec

Trommel Drum: Internal 8m long x 2m diameter (26' 3" x 6' 7")

Power Unit: CAT C7.1 175kW (234hp)

Plant Colour: RAL 7030, RAL 3020, RAL 7024, RAL 9005

Transport:

The MT8200T is transported in 4 sections

- 2 x 40ft high cube open top container
- Lower module

Length: 15.61m (51' 2")
Height: 3.74m (12' 3")
Width: 3.99m (13' 2")

- Upper module

Length: 14.37m (47' 2")
Height: 3.82m (12' 6")
Width: 3.58m (11' 9")

Working:

Length: 19.78m (64' 11")
Height: 7.90m (25' 11")
Width: 24.8m (81' 4")



The MAGNA MT8200T is a tracked trommel designed for heavy duty primary screening. Key applications include Overburden, General Scalping, All Quarried Aggregates, Demolition Waste, RIP-RAP/Armour Rock.

FEATURES & BENEFITS

- High capacity up to 800 tph / 881 US tph (depending on media sizes & material type)
- Maximum feed size 1000mm (3' 3")
- Maximum allowable feed size may vary depending on material type and trommel screen media
- Heavy duty wear resistant feed hopper
- Quick set-up time
- Maximum mobility with heavy duty, low ground pressure crawler tracks
- Optional radio control system available if required
- Two and three split versions available
- High performance hydraulics system
- Galvanised maintenance platforms on both sides of machine
- MAGNA telemetry as standard

TROMMEL DRUM

TECHNICAL SPECIFICATION



Diameter: Internal 2m (6' 7")

Length: 8m (26' 3")

Incline angle: 5°

Screen apertures:

Fines 25mm - 300mm


Middle grade 100mm - 720mm



MT8200T

HOPPER & FEEDER

TECHNICAL SPECIFICATION



Feed hopper capacity:

25m³ (Add flares to increase volume)

Construction:

Monocoque steel frame comprising of box section, I beam, steel plate

Feed opening:

4100mm wide x 4875mm long (13' 5" x 16')

Feeder:

Reciprocating plate feeder fitted directly under feed hopper

Plate width:

1200mm (3' 11")

Tray supports:

10 track frame rollers

FINES COLLECTION CONVEYOR

- 1500mm (60") wide heavy-duty belt
- Located underneath drum
- Feeds fines stacking conveyor

FINES STACKING CONVEYOR

- 1050mm (41") Heavy-duty belt
- Feeding to the side of the machine

Output height: 6.56m (21' 5")

MID PRODUCT STACKING CONVEYOR

- 1200mm wide Super duty Apron style steel pan conveyor
- Feeding to the side of the machine

Output height: 5.10m (16' 7")

OVERSIZE STACKING CONVEYOR

- 1200mm (47") wide, 5500mm (216") long Standard Apron Feeder
- Feeding to the front of the machine

Output height: 4.39m (14' 5")



POWER UNIT & CONTROL PANEL

TECHNICAL SPECIFICATION



POWER UNIT

Engine: CAT C7.1
Performance: 175 kW (234hp)

POWER UNIT Dust & weatherproof to IP55

Performance:

- Ignition key switch
- Emergency stop & emergency stop circuit tester
- Various control gauges (Revs and temperatures)



TRACKS

TECHNICAL SPECIFICATION



Type:	Heavy-duty tracks	High speed:	0.6km/hr (0.37mph)
Sprocket centers:	4.72m (15' 5")	Flow rate:	160 Lpm
Track width:	600mm (1' 8")		
Gradeability:	26° maximum		



OPTIONS

TECHNICAL SPECIFICATION



OPTIONS:

- Drum cleaner for welded drums
- Large extended hopper 70m³
- Grade 68 oil
- Auto lubrication system
- Radio controlled tracking
- Hydraulic oil grade 68



TELEMATICS

A number of MAGNA products can also be fitted with T-Link telemetry system which provides the customer with real time information on the performance of their machine.

Telematics maximises uptime, parts and service availability and provides factual up to date information from the field.



GPS MACHINE TRACKING



MACHINE DATA



FLEET OVERVIEW



DASHBOARD DISPLAY



USEFUL REPORTING



ENHANCED USABILITY

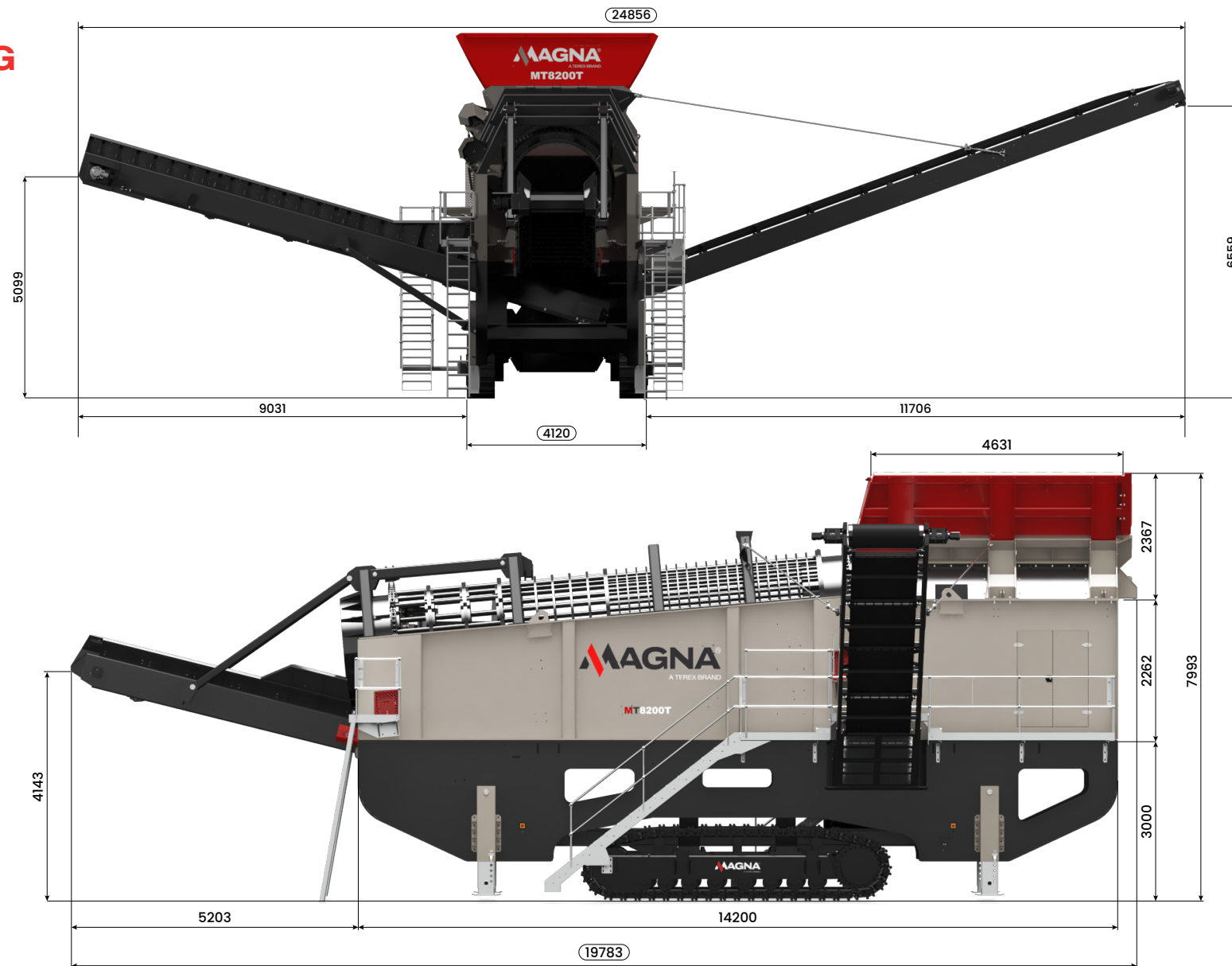


DIMENSIONS

TECHNICAL SPECIFICATION

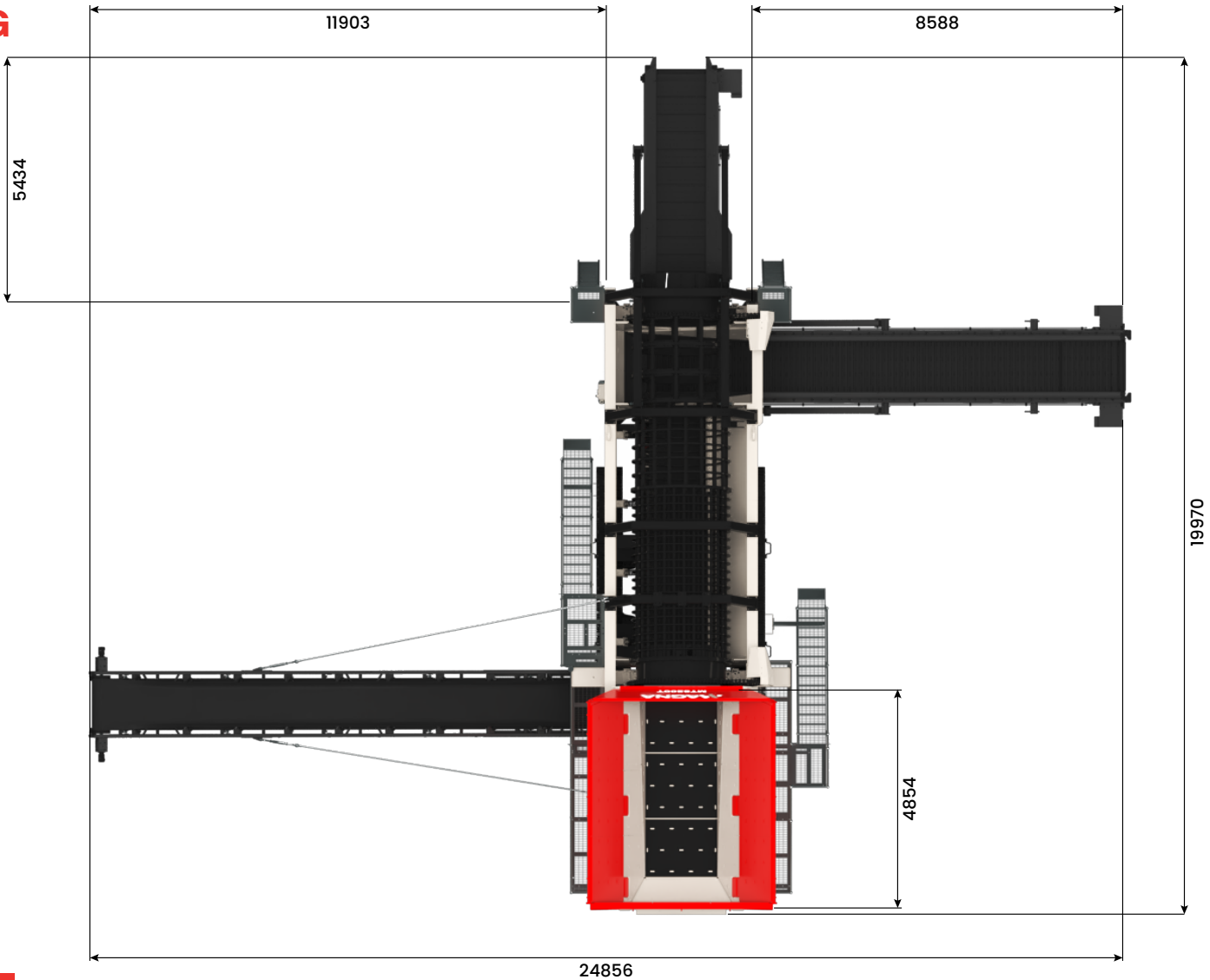


WORKING



DIMENSIONS

WORKING



MT8200T



Omagh, UK
Drumquin Road
Omagh
Co. Tyrone
BT78 5PN

Tel: +44 (0) 28 8241 8700
Email: magna@terex.com

terex.com/magna

